

Transparency International - Moldova

Financial Statements

for the period 1 January to 31 December 2015

Table of Contents

Independent auditor's report	1
I. Balance Sheet	3
II. Final Progress Report	4
III. Cash Flow Statement	5
IV. Notes to Financial Statements	
1. Incomes	6
2. Programme activities	7
2.1. TI-Secretariat, EC (NIS)	8
2.2. EU, represented by the EC funding (Monitoring Col)	9
2.3. NED (Monitoring Col policy in Moldova – co-funding)	10
2.4. NDI Grant 15-12184 MOL 0-1242	10
2.5. EEFM funding (Institutional funding) Grant 186	11
2.6. EEFM funding (Institutional funding) Grant 357	12
2.7. UNDP funding Project 94126	13
2.8. PASOS funding Grant 354-731	13
2.9. Supporting Legal Advisor Services SCO funding	14
2.10 Other	14
3. Current Assets	
3.1 Cash	15
3.2 Inventory	15
3.3 Short term receivables	15
4. Long Term Assets	
4.1 Intangible Fixed Assets	15
4.2 Tangible Fixed assets	16
5. Targeted Financing	16
6. Increase in Net Assets	16
7. Significant Accounting Policies	17
Annexes	18 -27

Abbreviations used within the report:

NIS – project National Integrity System Assessment
EC – European Commission
Col – Project Monitoring Conflict of Interests policy Grant Contract European Union
NED – National Endowment for Democracy
NDI – National Democratic Institute for International Affairs USA
UNDP - United Nations Development Programme
PASOS – Policy Association for an Open Society
SCO –Federal Department of Foreign Affairs FDFA (Swiss Cooperation Office in Moldova)
EEFM – East European Foundation Moldova

Independent Auditor's Report

To the management of Transparency International - Moldova Chisinau, Republic of Moldova

1. We have audited the accompanying financial schedules comprising sources and use of targeted financing of Activities within 2015 and TI-M administration costs in order to find out whether they satisfy the Grant Agreements concluded for approved activities in 2015 between donating agencies and Transparency International Moldova (TI-M).

2. We have audited the accompanying financial statements of the Transparency International Moldova (TI-M) as of December 31, 2015, and the corresponding documents on program implementation for the period January 1, 2015 – December 31, 2015.

Management of TI-M is responsible for the reliability of these financial statements. Our responsibility is to express an opinion on the corresponding financial statements based on our audit.

3. We have conducted our audit in compliance with the International Auditing Standards applicable to special-purpose audit engagements. These Standards require that we plan and perform the audit so as to obtain reasonable assurance about whether financial statements are free of material misstatement. An audit includes the examination of evidence that confirms the data of financial statements and information disclosure. It also implies assessment of the accounting principles used and analysis of significant accounting estimates made by the management, as well as evaluation of the overall presentation of financial statements.

4. In conducting the audit, special attention was paid to the following aspects:

- Design and operation of the accounting system within Projects, i.e. documentation, authorization of transactions, procurement of goods and services, business trip documentation, book-keeping and account reconciliation;
- Whether all the necessary supporting documents, records, and accounts were kept in respect of all Programs incomes and expenditure;
- Whether received funds were spent efficiently for Programs purposes in compliance with budgets and other clauses stipulated by Grant Agreements;

- Whether all the expenses were duly documented in compliance with the budgets stipulated by Grant Agreements;
- Whether all the expenses were incurred in compliance with the current legislation;
- Whether all the equipment procured from grants exist.

We believe that our audit provides a reasonable basis for an opinion.

5. In our opinion, the financial statements referred to in paragraph 1 above present fairly, in all the significant aspects, the funds received and expenses incurred by the TI-M within January 1 – December 31, 2015, in compliance with the accrual method as described in chapter IV(8).

Director of Audit Firm, Auditor

June 16, 2016



Alla Kulikovskaia

TRANSPARENCY INTERNATIONAL MOLDOVA NGO
I. Balance Sheets as of December 31, 2015

Assertions	Notes	December 31, 2015	
		MDL	EUR
CURRENT ASSETS:	3		
Cash	3.1	178 999	8 334
Inventory	3.2	5 925	276
Debtors and Prepayments	3.3	74 771	3 481
TOTAL CURRENT ASSETS		259 695	12 091
FIXED ASSETS:	4		
Intangible Fixed Assets	4.1	0	0
Tangible Fixed Assets	4.2	31 323	1 458
TOTAL FIXED ASSETS		31 323	1 458
Total Assets		291 018	13 549
LIABILITIES and NET ASSETS			
Liabilities	6	11 556	538
Targeted Financing	5	178 999	8 334
Net Assets	7	100 463	4 677
Total Net Assets		291 018	13 549

Executive Director _____ 

Chief Accountant _____ 




TRANSPARENCY INTERNATIONAL MOLDOVA NGO
II. FINAL PROGRESS REPORT
For 12 month period ended on December 31, 2015

(all amounts expressed in EUR)

Assertions	12 months period ended December 31, 2015
Balance at the Beginning of the Reporting Period	
TI-Secretariat, EC, ENPI/2012/310-064	26 558
EC, ENPI 2013/313-750	27 501
NED, Gr.2014-459	6 120
EEFM Grant 186	2 232
TIM member fee and Other	1309
Total as of January 01, 2015	63 721
Incomes	
NED, Gr.2014-459	5 323
NDI Grant 15-12164-MOL 0-1242	23 506
EEFM Grant 186 - MDL 124738	5 737
EEFM Grant 357- MDL 678093	32 689
UNDP Moldova, Grant 00094126 – MDL 397988	18 528
PASOS ENPI 354-731	10 444
Other incomes	7 103
Total Incomes per Projects	103 330
<i>Exchange rate difference</i>	143
Expenditure	
TI-Secretariat, EC, ENPI/2012/310-064	23 119
EC, ENPI 2013/313-750	27 501
NED, Gr.2014-459	11 443
NDI Grant 15-12164-MOL 0-1242	23 506
EEFM Grant 186	7 969
EEFM Grant 357	32 084
UNDP Moldova, Grant 00094126	18 246
PASOS ENPI 354-731	7 947
Other expenses	7 044
Total Expenditure	158 859
Balance at the End of the Reporting Period	
TI-Secretariat, EC, ENPI/2012/310-064	3 439
EC, ENPI 2013/313-750	0
NED, Gr.2014-459	0
NDI Grant 15-12164-MOL 0-1242	0
EEFM Grant 186	0
EEFM Grant 357	605
UNDP Moldova, Grant 00094126	282
PASOS ENPI 354-731	2 497
TIM member fee and Other	1 511
Total as of December 31, 2015	8 334

Executive Director
Chief Accountant



[Handwritten signatures]

TRANSPARENCY INTERNATIONAL MOLDOVA NGO
III. CASH FLOW STATEMENT
For 12 month period ended on Dacember 31, 2015

Assertions	Amount in MDL	Amount in Euro	Amount in USD
Opening Balance as of 1 January 2015	100 652,53	53 343,49	5 971,67
Cash Earnings			
Donations	1 200 819,40	11 954,99	33 491,41 1 713,58
Total Cash Available for Activities	1 301 471,93	65 298,48	41 176,66
Cash Expenditure	1 266 568,67	58 589,46	41 176,66
Closing Balance	34 903,26	6 709,02	0
Balance in EUR		8 334,10	

* 01.01.2015: 1 EUR = 18,9966, 1 USD=15,6152


** 31.12.2015: 1 EUR = 21,4779, 1USD =19,6585


/Detailed cash flow report in annex 1/

Executive Director

Chief Accountant







TRANSPARENCY INTERNATIONAL MOLDOVA NGO
IV. NOTES TO THE FINANCIAL SCHEDULES
For 12 month period ended on December 31, 2015

1. INCOMES

Within the reporting period, TI-M received donations from:

Agency	Date of receipt	Amount sent,		MDL available for use	EUR/MDL Exchange rate applied	Total in EUR
		EUR	USD			
NED						
	31.01.2015		4 000,00	71 784,80	20,3465	3 528,12
	20.03.2015		1 920,00	35 220,86	19,6275	1 794,46
	<i>subtotal</i>		5 920,00	107 005,66		5 322,58
NIS						
	24.09.2015	1160,51		25 966,76	22,3753	1 160,51
	18.12.2015	350,48		7 452,01	21,2623	350,48
	<i>subtotal</i>	1510,99		33 418,77	43,6376	1 510,99
NDI						
	03.02.2015		13 000,00	245 488,10	20,4116	12 026,89
	23.07.2015		10 100,00	192 627,20	20,8353	9 245,23
	22.09.2015		1 430,00	28 477,02	22,4659	1 267,57
	10.11.2015		1 041,41	20 764,88	21,4934	966,10
	<i>subtotal</i>		25 571,41	487 357,20		23 505,80
UNDP Moldova						
	25.09.2015			76 200,00	22,6684	3 361,51
	18.11.2015			160 840,00	21,1655	7 599,16
	18.12.2015			160 948,00	21,2683	7 567,51
	<i>subtotal</i>			397 988,00		18 528,17
TI-Kyrgyzstan						
	18.06.2015		980,00	18 138,33	20,8267	870,92
	24.07.2015		1020,00	19 484,14	21,0038	927,65
	<i>subtotal</i>		2000,00	37622,47		1798,57
EEFM						
	27.01.2015			66 431,00	19,9229	3 334,40
	17.02.2015			90 100,00	22,3704	4 027,64
	23.02.2015			41 158,00	21,9976	1 871,02
	23.03.2015			138 920,00	19,7835	7 022,01
	24.04.2015			57 730,00	19,9844	2 888,75
	22.05.2015			71 439,00	19,9261	3 585,20
	04.06.2015			34 638,41	20,2659	1 709,20
	07.07.2015			72 135,00	20,9222	3 447,77
	27.07.2015			42 496,00	20,8362	2 039,53
	21.08.2015			33 411,00	21,2398	1 573,04
	18.09.2015			44 972,00	22,4951	1 999,19
	23.10.2015			81 971,00	22,5201	3 639,90
	24.11.2015			27 430,00	21,2835	1 288,79
	<i>subtotal</i>			802 831,41		38 426,46

