



***PUBLIC ASSOCIATION
“Transparency International – Moldova”
(TIM)***

FINANCIAL STATEMENTS

**FOR THE PERIOD 1 JANUARY TO
31 DECEMBER 2012**

Table of Contents

Independent auditor's report	1
I. Balance Sheet	3
II. Statement of Special Account	4
III. Cash Flow Statement	5
IV. Statement of Sources and uses funds	6
V. Notes to Financial Statements	9
1. General	9
2. Projects	
2.1. ALAC funding	10
2.2. U.S. Embassy funding	11
2.3. NED funding	11
2.4. SOROS Foundation funding	12
2.5. Other	12
3. Current Assets	
3.1 Cash	13
3.2 Inventory	13
3.3 Short term receivables	13
4. Long Term Assets	
4.1 Intangible Fixed Assets	13
4.2 Tangible Fixed assets	14
5. Shot-term Liabilities	14
6. Targeted Financing	14
7. Increase in Net Assets	14
8. Significant Accounting Policies	15
Annex 1	16

Abbreviations used within the report:

ALAC – Advocacy and Legal Advice Centres
US Embassy – U.S. Embassy Public Affairs Section
NED – National Endowment for Democracy
PTF – Partnership for Transparency Fund

Independent Auditor's Report

***To the management of Transparency International - Moldova
Chisinau, Republic of Moldova***

We have audited the accompanying financial statements of Transparency International Moldova NGO (further, "TI-Moldova") for the period of time between 1st of January, 2012 and 31st of December 31, 2012:

- Balance Sheet as of December 31, 2012;
- Statement of special account for the period from 1st of January 2012 till 31st of December 2012;
- Cash Flow Statement as of December 31, 2012;
- Statements of sources and use of funds for the thirteen month period ending on December 31, 2012.

These financial statements are the responsibility of the TI-Moldova's management. Our responsibility is to express an opinion on the accompanying financial statements based on our audit.

We have conducted our audit in accordance with the International Auditing Standards applicable to special-purpose audit engagements. Those Standards require that we plan and perform the audit to obtain reasonable assurance that the financial schedules are free of significant distortion. An audit includes examining, on the test basis, the evidence supporting the amounts and disclosures in the financial schedules. An audit also includes assessing the accounting principles used and significant estimates made by the management, as well as evaluating the overall presentation of financial schedules.

In conducting the audit, a special attention was paid to the following:

- Design and operation of the accounting system of the Projects, i.e. documentation, authorization of transactions, acquisition of goods and services, business trips documentation, book-keeping and accounts reconciliation;
- All the necessary supporting documents, records, and accounts have been kept in respect of all the Project's revenue and expenses;
- The received funds have been spent efficiently for the purpose of the Projects in accordance with the budget and other clauses set by the Grant Agreements;
- All the expenses are properly documented and are in accordance with the budgets prescribed by the Grant Agreements;


- All the expenses have been incurred in accordance with the legislation in force; and
- All the assets acquired by means of the grants exist.

The financial statements are prepared on the cash receipts and disbursements basis, which means that revenues are recognized when received rather than when earned, and expenses are recognised when paid rather than when incurred.

In our opinion, the financial statements of Transparency International - Moldova NGO referred to in the opening paragraph present fairly, in all the significant respects, the financial position of the TI-Moldova as at December 31, 2012, and its statement of special account and statements of sources and uses of funds for the 12 month period then ended, funds received and expenses incurred by the Projects within the period of 1st January 2012 to 31st December 2012, in accordance with the cash receipts and disbursements basis and requirements of the Grant Agreements.

Director of the Audit Firm, Auditor

Alla Kulikovskaia



August 15, 2013

TRANSPARENCY INTERNATIONAL MOLDOVA NGO
I. Balance Sheets as of December 31, 2012

Assertions	Notes	December 31, 2012		December 31, 2011	
		MDL	EUR	MDL	EUR
CURRENT ASSETS:	3				
Cash	3.1	78 423,23	4 902,46	130 913,88	8 684,92
Inventory	3.2	43 562,91	2 723,24	107 747,31	7 148,03
Debtors and Prepayments	3.3	51 331,02	3 208,85	83 928,96	5 567,91
TOTAL CURRENT ASSETS		173 317,16	10 834,56	322 590,15	21 400,86
FIXED ASSETS:	4				
Intangible Fixed assets	4.1	0,00		1 763,73	117,01
Tangible Fixed assets	4.2	49 560,86	3 098,19	61 527,57	4 081,78
TOTAL FIXED ASSETS		49 560,86	3 098,19	63 291,30	4 198,79

Total Assets		222 878,02	13 932,75	385 881,45	25 599,65
---------------------	--	-------------------	------------------	-------------------	------------------

LIABILITIES and NET ASSETS

Liabilities	5	3 935,13	246,00	-	-
Targeted Financing	6	78 423,23	4 902,46	30 977,18	2 055,04
Net Assets	7	140 519,66	8 784,29	354 904,27	23 544,61

Total Net Assets		222 878,02	13 932,75	385 881,45	25 599,65
-------------------------	--	-------------------	------------------	-------------------	------------------

Executive Director _____

Chief Accountant _____

TRANSPARENCY INTERNATIONAL MOLDOVA NGO
II. STATEMENT OF SPECIAL ACCOUNT
For 12 month period ended on December 31, 2012

(all amounts expressed in EUR)

Assertions	12 months period ended December 31, 2012
------------	---

Cash Balance at the Beginning of the Reporting Period

Soros Foundation Moldova Grant 13309	1 235
TIM member fee	820

Total as of January 01, 2012	2 055
-------------------------------------	--------------

Cash Receipts

ALAC Pr. 209-354.10 SOE 7/2011	37 640
US Embassy Pr. SMD700-12-GR066 - USD17 380	13 936
NED Gr.2012-952 – USD 10 000	7 914
SOROS Foundation, Grant13712 – MDL 273 404	17 544
PTF - USD 7 835	5 840

Total Cash Inflows per Projects	82 874
--	---------------

Cash Disbursements

ALAC Pr. 209-354.10 SOE 7/2011	37 640
US Embassy Pr. SMD700-12-GR066 - USD17 380	13 936
NED Gr.2012-952 – USD 6 755	5 355
SOROS Foundation – Grant13712 – MDL 246 654	15 847
SOROS Foundation – Grant13309 – MDL 18 617	1 235
PTF - USD 7 835	5 840
TIM member fee	92
Exchange rate difference	82

Total Cash Outflows	80 027
----------------------------	---------------

Cash Balance at the End of the Reporting Period

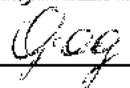
ALAC Pr. 209-354.10 SOE 7/2011	0
US Embassy Pr. SMD700-12-GR066 - USD17380	0
NED Gr.2012-952 – USD 3 416	2 502
SOROS Foundation – MDL 26 749	1 672
TIM member fee	728

Total as of December 31, 2012	4 902
--------------------------------------	--------------

Executive Director



Chief Accountant



TRANSPARENCY INTERNATIONAL MOLDOVA NGO
III. CASH FLOW STATEMENT
For 12 month period ended on December 31, 2012

Assertions	Amount in MDL	Amount in Euro	Amount in USD
Opening Balance as of 1 January 2012	31 587	500	7 835
Cash Earnings			
Donations	273 404	37 638	39 696
Total Cash Available for Activities	304 991	38 138	47 531
Cash Expenditure	226 568	38 138	47 531
Closing Balance	78 423	0	0
Balance in EUR		4 902	

* 01.01.2012: 1 EUR = 15,0737, 1 USD=11,7154


31.12.2012: 1 EUR = 15,9967, 1 USD=12,0634

/Detailed cash flow report in annex 1/

Executive Director



Chief Accountant



TRANSPARENCY INTERNATIONAL MOLDOVA NGO
IV. STATEMENTS OF SOURCES AND USERS OF FUNDS
For 12 month period ended on December 31, 2012

Advocacy and Legal Advice Centers Project: 209-354.10 SOE 7/2011

Incomes, Expenditure and Balance of Resources Transferred by Donors to TIM

Description	MDL	EUR
Financing:		
ALAC Donation	585 860,50	37 640,00
Subtotal	585 860,50	37 640,00
Expenditure:		
Human Resources	453 741,22	29 222,43
Travel	29 145,72	1 843,12
Office costs, Equipment & Supplies	49 909,86	3 217,68
Other Costs/Services	52 159,61	3 356,76
Total Expenses Project	584 956,41	37 640,00
Exchange rate difference	-904,09	
Balance at the December 31, 2012	<u>0</u>	<u>0</u>

"Perceptions vs. Personal Experience of Business People and Household
Regarding Corruption in RM" Project: SMD700-12-GR066
For the period of July 01 – October 31, 2012

Incomes, Expenditure and Balance of Resources Transferred by Donors to TIM

Items	MDL	USD	EUR Equivalent
Incomes:			
U.S. Embassy	216 902,40	17 380,00	13 936,00
Total Donations	216 902,40	17 380,00	13 936,00
Expenses Incurred within Program			
Activities:			
Personnel	49 920,00	4 000,00	3207,20
Accessories and Consumables	2 319,68	185,87	149,04
Contracting Costs	154 465,04	12 377,01	9924,40
Other direct costs	10 197,68	817,12	655,36
Total Expenditure	216 902,40	17 380,00	13 936,00
Balance as of October 31, 2012	<u>0</u>	<u>0</u>	<u>0</u>

"Monitoring Conflict of Interest Policy" Project NED No 2012-952
For the period of October 01 – December 31, 2012

Incomes, Expenditure and Balance of Resources Transferred by Donors to TIM

Items	MDL	USD	EUR Equivalent
Incomes:			
National Endowment for Democracy	123 181,00	10 000,00	7 914,00
Total Donations	123 181,00	10 000,00	7 914,00

Expenses Incurred within Program

Activities:

Space & Utilities	5 182,80	420,00	336,95
Contractual Services	77 000,04	6 239,88	5006,00
Other direct costs	1 172,78	95,04	76,25
Total Expenditure	83 355,62	6 754,92	5 419,20
Exchange rate difference	83,26		
Balance as of December 31, 2012	39 908,64	3 245,08	2 494,80

"Monitoring the implementation of anti-corruption policies in central public authorities in 2012"

For the period of April 09 – December 31, 2012

Incomes, Expenditure and Balance of Resources Transferred by Donors to TIM

Items	MDL	EUR Equivalent
Incomes:		
Soros Foundation Moldova	273 403,61	17 543,95
Total Donations	273 403,61	17 543,95

Expenses Incurred within Program Activities:

Consultants/Experts	113 061,26	7 263,95
Administrative costs	128 231,09	8 238,58
Consumables	2 379,00	152,85
Other costs	943,00	60,58
Services procured	2 040,00	131,04
Total Expenditure	246 654,35	15 847,00
Exchange rate difference		-24,78
Balance as of December 31, 2012	26 749,26	1 672,17

PROJECT "Supporting the implementation of National Anticorruption Strategy"
Grant contract No.13309
For the period of January 01 – January 31, 2012

Incomes, Expenditure and Balance of Resources Transferred by Donors to TIM

Items	MDL	EUR Equivalent
Balance at the beginning:		
Soros Foundation Moldova	18 616,75	1 235,04
Total Donations	18 616,75	1 235,04

Expenses Incurred within Program Activities in January 2012:	18 616,75	1 235,04
---	------------------	-----------------

Balance as of December 31, 2012 0 0

TIM – EXECUTION FEE AND OTHER GAINS

Description	12 months period ended January 31, 2012	
	MDL	EUR
Opening cash balance	12 360,43	820,00
Income	0	0
Expenses		
Administrative costs	1 000,00	64,52
Bank costs		27,23
Total Expenses	1 000,00	91,75
Exchange rate difference	289,10	
Closing Cash Balance	11 649,53	728,25

Executive Director _____

Chief Accountant _____

TRANSPARENCY INTERNATIONAL MOLDOVA NGO
V. NOTES TO THE FINANCIAL SCHEDULES
For 12 month period ended on December 31, 2012

1. General

Transparency International – Moldova NGO (TI-Moldova), as the National Chapter of the international anti-corruption movement Transparency International, was registered in Republic of Moldova on June 14, 2000.

TI-Moldova's Office is located at the following address: 98, 31 August str.1989, office 204, Chisinau, Republic of Moldova.

The aim of TI-Moldova is to promote democracy, transparency and accountability to prevent corruption in public service.

The objectives of TI-Moldova are:

- To study the corruption phenomenon and elaborate policy proposals.
- To support the state institutions in conducting efficient anti-corruption campaigns and monitor their implementation;
- To diminish the public tolerance towards corruption by conducting awareness campaign on the threat of corruption;
- To support investigative journalism in conducting fair, ethical and equidistant investigations of corruption cases.

2. Projects

During the 12 month period ended on December 31, 2012 Transparency International – Moldova ONG has implemented 4 projects:

1. Advocacy and Legal Advice Centres (ALAC) Project, Activity Monitoring and Evaluation Guidelines Auswärtiges Amt, Grant Contract: 209-354.10 SOE 8/2011 – 37 640 EUR;
2. "Perceptions vs. Personal Experience of Business People and Household Regarding Corruption in RM" Project No SMD700-12-GR066 for the period of July 01, 2012 – October 31, 2012, funded by U.S Embassy Public Affairs Section USD 17 380;
3. "Monitoring Conflict of Interest Policy" Project No 2012-952 for the period of October 01, 2012 – June 30, 2013 funded by National Endowment for Democracy (NED) USD 10 000;
4. "Monitoring the implementation of anti-corruption policies in central public authorities in 2012" for the period April 09 – April 09, 2013 funded by Soros Foundation Moldova, Grant contract Nr.13712 - MDL 273 403,61 or EUR 17 543,95;

2.1 ADVOCACY AND LEGAL ADVICE CENTRES PROJECT: 209-354.10 SOE 7/2011

2.1.1. Financing

For the period activities the Project received the following financing from donors:

Description	Date	EUR
Advocacy and Legal Advice Centres (ALAC)		
1 st instalment	30/12/2011	500,00
2 nd instalment	20/03/2012	500,00
3 rd instalment	23/03/2012	8 060,00
4 th instalment	06/06/2012	9 035,00
5 th instalment	08/08/2012	4 695,97
6 th instalment	04/10/2012	6 855,00
7 th instalment	10/12/2012	7 994,03
Total		37 640,00

2.1.2 Expenditure

Description	MDL	EUR	
A. Human Resources			
A.1	Local Salaries (Gross Amounts)		
A.1.1.	Project Coordinator	130 568,06	8 400,27
A.1.2.	Project Assistant	0	0
A.1.3.	Legal Advisor	157 615,50	10 197,27
A.1.4.	Public Relations	71 454,98	4 566,32
A.1.5.	Bookkeeper/ Accountants	55 957,74	3 600,11
A.1.6.	Volunteer Costs/ Interns	0	0
A.1.7.	IT Maintenance and support personnel	38 144,94	2 458,46
	Subtotal Human Resources	453 741,22	29 222,43
B Travel			
B.1	International Travel	23 535,72	1 482,10
B.2	Local Travel	5 610,00	361,03
	Subtotal Travel	29 145,72	1 843,13
C. Office Costs, Equipment and Supplies			
C.1	Office rent	27 854,50	1 799,86
C.2	Consumables (Office Supplies)	9 407,51	605,75
C.3	Other services - tel,fax, electricity, heating	12 647,85	812,07
	Subtotal Equipment and Supplies	49 909,86	3 217,68
D. Other Costs/Services			
D.1	Capacity Building		
D.2	Technical Support		
D.3	Toll-Free Hotline	8 846,49	572,84
D.4	Marketing Costs, incl. newspaper adverts, TV spot production and submission	9 417,00	607,86
D.5	Web Design and Maintance	12 636,00	810,00
D.6	Books/ Journals/ Subscriptions	1 200,00	78,79
D.7	Miscellaneous (administrative costs)	10 324,70	660,46
D.8	Audits (including cost of translation)	3 150,00	200,00
D.9	Other (Banking charges/provisions)	6 585,42	426,81
D.10	Publications :	0	0
	Subtotal Other Costs/Services	52 159,61	3 356,76
Total		584 956,41	37 640,00

2.2 "Perceptions vs. Personal Experience of Business People and Household Regarding Corruption in RM" Project: SMD700-12-GR066
For the period of July 01, 2012– October 31, 2012

2.2.1. Financing

Incomes: Within the reporting period, TIM received donations from:

Date	Amount sent, USD	Exchange Rate Applied	MDL Equivalent	EUR Equivalent
U.S Embassy Public Affairs Section - Chisinau				
July 30, 2012	17 380,00	12.64	217 945,20	13 936,00
Available for use in activity			217 945,20	13 936,00

2.2.2 Expenditure

Budget line	Description of goods, services	Spent amount in local currency MDL	Spent amount in USD	EUR Equivalent
1	Personnel	49 920,00	4 000,00	3 207,36
2	Accessories & Consumables	2 319,68	185,87	149,04
3	Contracting Costs	154 465,04	12 377,01	9 924,40
4	Other Direct costs	11 240,48	817,12	655,20
TOTAL ACTIVITIES		217 945,20	17 380,00	13 936,00

2.3 "Monitoring Conflict of Interest Policy" Project NED No 2012-952
For the period of October 01, 2012– December 31, 2012

2.3.1. Financing

Incomes: Within the reporting period, TI-Moldova received donations from:

Date	Amount sent, USD	Conversion USD in MDL	Exchange Rate Applied	Exchange Rate Difference	MDL Equivalent
National Endowment for Democracy					
November 06, 2012	10 000,00		12,32		123 181,00
November 27, 2012		10 000,00	12,34	219,00	123 400,00
Available for use in activity					MDL 123 400,00
					EUR Equivalent EUR 7 914,00

2.3.2 Expenditure

Budget line	Description of goods, services	Spent amount in local currency MDL	Spent amount in USD	EUR Equivalent
1	Space & Utilities	5 182,80	420,00	332,93
2	Contractual Services:	77 000,04	6 239,88	4 946,35
	Project Manager	34 798,80	2 820,00	2235,41
	Monitoring Expert	34 056,84	2 759,88	2187,75
	Bookkeeper	8 144,40	660,00	523,19
3	Other costs	1 172,78	95,04	75,72
TOTAL ACTIVITIES		83 355,62	6 754,92	5 355,00

**2.4 "Monitoring the implementation of anti-corruption policies in central public authorities in 2012" Project Soros Foundation Moldova, Grant contract Nr.13712
For the period of April 09 – December 31, 2012**

2.4.1. Financing

For the period activities the Project received the following financing from donors:

Description	MDL	EUR Equivalent
Soros Foundation Moldova		
1 st Tranche	133 252,69	8 550,66
2 nd Tranche	140 150,92	8 993,29
Total	273 403,61	17 543,95

2.4.2 Expenditure

Budget line	Description of goods, services	Spent amount in local currency MDL	Spent amount in USD	EUR Equivalent
1	Consultants/Experts	113 061,26	9 381,37	7261,87
2	Administrative costs	128 231,09	10 643,83	8239,10
3	Consumables	2 379,00	202,03	156,38
4	Other costs	943,00	80,08	61,99
5	Services procured	2 040,00	164,71	127,66
TOTAL ACTIVITIES		246 654,35	20 472,22	15 847,00

**2.4.3 "Supporting the implementation of National Anticorruption Strategy"
Project Soros Foundation Moldova, Grant contract No.13309
For the period of January 01 – January 31, 2012**

	MDL	EUR
Opening cash balance:		
Soros Foundation Moldova	18 616,75	1 235,04
Total Donations	18 616,75	1 235,04
Expenses Incurred within Program Activities:		
Program Staff	11 414,66	757,26
Consumables	1 434,00	95,13
Activities – press conference	3 220,00	213,62
Telephone	145,16	9,63
Office rent	2 270,00	150,59
Bank costs	132,93	8,81
Total Expenditure	18 616,75	1 235,04

2.5 TIM – EXECUTION FEE AND OTHER GAINS

Description	Amount	
	MDL	EUR
Opening cash balance	12 360,43	820,00
Uses of funds:	710,90	91,75
Closing Cash Balance	11649,53	728,25

3. Current Assets

The balance value of current assets amounts to **MDL 173 317 or 10 835 Euros** as of December 31, 2012 and is made up of the following items:

3.1 Cash at the disposal of TI-Moldova in the amount of 78 423,23 Moldovan lei or **EUR 4 902,46** are supported by source documents: cash in bank accounts in MDL – 78 415,42, cash in bank accounts in EUR – 0, and cash in hand – 7,81 MDL.

3.2 Inventory of methodological guides, brochures, posters and books in the amount of 43 562,91 lei (EUR 2 723,24), which are confirmed by stock lists.

Opening Balance (MDL)	Procured (MDL)	Used (MDL)	Closing Balance (MDL)	Total in Euros
Inventory - 107 747	22 853	87 037	43 563	2 723
Stationary – 52 983		52 983	0	0

3.3 Short-term receivables – 51 331 MDL (EUR 3 209)

Accounts prepayment	Closing Balance (MDL)	Total in Euros
Moldtelecom/ORANGE/Moldgell telephone, internet services	– 14 495,54	906
Uniunea scriitorilor - rent	31 946,52	1 997
Audit Firm Alkont LTD	4 398,00	275
Other prepayments	490,96	31
Total	51 331,02	3 209

4. Fixed Assets

4.1 Intangible fixed assets are represented in accounting by „1-C Account” automated accounting application and video spots:

Intangible Fixed Assets	Accounting soft „1-C Account”	Video spots – 35	Other	Total in MDL
Initial costs	1820	93649	170	95639
Depreciation	(1820)	(93649)	(170)	(95639)
Total Balance Costs	0	0	0	0

4.2 Tangible fixed assets as of December 31, 2012 are represented in accounting by office equipment and furniture:

Tangible Fixed Assets	Opening Balance (MDL)	Procured (MDL)	Depreciation (MDL)	Balance Cost (MDL)	Total in Euros
Computers	43 507,19	7 849,00	15 348,71	36 007,48	2 251
Furniture	7 730,42		1 367,76	6 362,66	398
Other Office Equipment	10 385,46		3 099,24	7 190,72	450
Total	61 623,07	7 849,00	19 815,71	49 560,86	3 098

5. Short-term Liabilities: Bons Office- for printing – MDL 3 840 and personnel MDL 95,13.
Total - MDL 3 935,13 or 246 EUR

6. Targeted Financing

The financial result per projects obtained as of 31 December 2012 from donations makes up EUR 4 902, and may be presented as follows:

Projects	Opening Balance as of 01.01.2012	Incomes	Expenditure	Financial Result
"Supporting the implementation of National Anticorruption Strategy" Soros Foundation Grant 13309	1 235		1 235	0
Soros Foundation Grant 13712		17 544	15 872	1 672
ALAC Project 209-354.10 SOE 7/ 2011:		37 640	37 640	0
US Embassy Project SMD 700-12-GR066		13 936	13 936	0
NED Grant 2012-952		7 914	5 412	2 502
PTF Financial assistance - Transparency ENCY international		5 840	5 840	0
Balance of Transparency International Moldova funds	820		92	728
Total	2 055	82 874	80 027	4 902

7. Increase in Net Assets

Increase in net assets in the amount of EUR 8 784 was formed by: long-term assets left at the disposal of TIM, balance of short-term assets, difference on exchange rate:

	Total in EUR
Unrestricted Assets:	
Property fund – investments of targeted financing in long-term assets (p.4)	3 098
– inventory (p.3.2)	2 723
– receivables (p. 3.3)	3 209
- minus liabilities (p.5)	-246
Total	8 784

8. Significant Accounting Policies

Basis

The financial statements are prepared on the cash receipts and disbursements basis, which means that revenues are recognized when received rather than when earned, and expenses are recognised when paid rather than when incurred.

The main principle used in accounting is the principle of assessment according to the initial value.

The record of assets and economic operations is made in in-kind and monetary expression through a continuous reflection in accounting books and is correspondingly disclosed in financial statements.

Foreign currency

Economic transactions are reflected in accounting books and, eventually, in financial statements in Euro and Moldovan Lei. Thus, the targeted financing (funds) received in EUR and USD is recorded in Moldovan Lei at the official exchange rate as of the receipt date. Expenses are recorded in accounting books in Moldovan Lei and in financial statements in EUR at the average exchange rates per period of activity.

Assets and liabilities denominated in foreign currencies and presented in annual financial statements are converted into Moldovan Lei at the official exchange rate set by the National Bank of Moldova as of December 31, 2012 – 15,9967 MDL for 1 Euro.

Fixed Assets

Received fixed assets are reflected in accounting at the cost value, in compliance with the National Accounting Standard No.16.

In financial statements, procurement of fixed assets is recorded as expenditure of targeted financing in the overall amount. In financial statements drawn up in compliance with the National Accounting Standards, procured fixed assets are presented as long-term tangible assets financed from the special real estate fund formed of donations.

Depreciation of fixed assets is calculated by the straight-line method on the basis of their operation life and is recorded under application of the special real estate fund.

Inventory

Inventory, as well as low-value and short-term assets (that cost up to 3,000 MDL) are presented in the financial reports for donors as expenditure, while in the financial statements drawn up in compliance with the National Accounting Standards as items with the same name under current assets on the balance sheet.

Accounts Receivable and Payable

Short-term receivables and liabilities are presented in the financial statements in compliance with the National Accounting Standard No.5 at their nominal value that includes taxes and fees stipulated by local legislation.

Net Assets

Net assets represent:

- Permanently restricted assets – balances of targeted financing according to projects; these assets cannot be used for other purposes than those stipulated by project budgets;
- Temporarily restricted assets – short-term investments;
- Unrestricted assets – balances of targeted financing left by the donor to be used to meet the needs of the organization and incomes obtained from gain on exchange rate from conversion of foreign currency;
- Real estate fund created based on investment of targeted financing in long-term assets.

TIM 2012 CONSOLIDATED CASH FLOW REPORT

ANNEX 1

2012	ALAC		US Embassy		NED		SOROS Foundation		PTF		Member fees		Total	
	MDL	EUR	MDL	EUR	MDL	EUR	MDL	EUR	MDL	EUR	MDL	EUR	MDL	EUR
Balance opening	0	0	0	0	0	0	18 617	1 235	0	0	12 360	820	30 977	2 066
SOROS Grant 13309							18 617	1 235					18 617	1 235
Member Fees											12 360	820	12 360	820
Incomes 2012	585 861	37 640	217 945	13 936	123 400	7 914	273 404	17 544	92 262	5 840	0	0	1 292 871	82 874
ALAC 209- 354,10	585 861	37 640											585 861	37 640
SOE 7/2011			217 945	13 936									217 945	13 936
SMD700-12-GR066					123 400	7 914							123 400	7 914
NED Grant 2012-952							273 404	17 544					273 404	17 544
SOROS Grant 13712									92 262	5 840			92 262	5 840
Transparency ENCY														
Available for use in 2012:	585 861	37 640	217 945	13 936	123 400	7 914	292 020	18 779	92 262	5 840	12 360	820	1 323 848	84 929
Expenditures	585 861	37 640	217 945	13 936	83 376	5 412	265 271	17 107	92 262	5 840	711	92	1 245 425	80 027
ALAC 209- 354,10	584 956	37 640											584 956	37 640
SOE 7/2011			217 945	13 936									217 945	13 936
SMD700-12-GR066					83 356	5 355							83 356	5 355
NED Grant 2012-952							246 654	15 847					246 654	15 847
SOROS Grant 13712							18 617	1 235					18 617	1 235
SOROS Grant 13309									92 262	5 840			92 262	5 840
Transparency ENCY														
International														
Member Fees for overreads											1 000	92	1 000	92
Exchange rates difference	904				20	57		25			-289		635	82
Balance per 31.12.2012	0	0	0	0	40 024	2 502	26 749	1 672	0	0	11 650	728	78 423	4 902
ALAC 209- 354,10	0	0											0	0
SOE 7/2011			0	0									0	0
SMD700-12-GR066					40 024	2 502							40 024	2 502
NED Grant 2012-952							0	0					0	0
SOROS Grant 13309							26 749	1 672					26 749	1 672
SOROS Grant 13712											11 650	728	11 650	728
Member Fees														